



YOUR CRUISE PACKING LIST: EXPRESS EDITION

Getting ready for your cruise? Perfect for those who are:

- Heading off on a short cruise
- Want a simple, no-fuss packing guide
- Needing a quick reminder of the essentials


This Cruise Guru packing list covers all the essentials you might need onboard and ashore.

Before You Pack

- Every cruise line will provide guidelines on what items are not allowed onboard.
- Check your cruise line's dress code.
- Look at the weather for your destinations.
- Review your shore excursions and pack accordingly.


Essential Travel Documents

- Passport / ID
- Cruise documents
- Debit and Credit cards
- Travel insurance documents
- Cash / Local currency

 **Guru Tip** - Always pack your documents in your **carry-on bag**, not your checked luggage. You'll need them during check-in before your cabin luggage arrives.


Clothing

- | | |
|--|---|
| <input type="checkbox"/> Casual outfits | <input type="checkbox"/> Walking shoes |
| <input type="checkbox"/> Evening outfits | <input type="checkbox"/> Sandals |
| <input type="checkbox"/> Swimwear | <input type="checkbox"/> Hat |
| <input type="checkbox"/> Underwear & socks | <input type="checkbox"/> Sunglasses |
| <input type="checkbox"/> Sleepwear | <input type="checkbox"/> Cover-ups
<small>(For religious venues)</small> |

 **Guru Tip** - Bring **at least two swimwear outfits** so one can dry while you wear the other. Sea days often mean multiple trips to the pool!

Toiletries

- | | |
|-------------------------------------|--|
| <input type="checkbox"/> Toothbrush | <input type="checkbox"/> Razor |
| <input type="checkbox"/> Toothpaste | <input type="checkbox"/> Makeup/skincare |
| <input type="checkbox"/> Shampoo | <input type="checkbox"/> Sunscreen |
| <input type="checkbox"/> Deodorant | |

 **Guru Tip** - If you can, **buying travel-sized products can help save space in your luggage**. Also consider buying reusable travel bottles to decant bulkier items like shampoo.

This list is interactive - Feel free to click the boxes and check off the items!


Packing for Families, Kids & Babies

For Kids:

- Plenty of snacks
- Reusable drink bottles
- Kids medications and first aid items
- Entertainment like toys, books, or an iPad/tablet
- Swimwear and sun protection
- Comfortable everyday clothing
- Sandals / slippers
- Pyjamas


For babies and toddlers:

- Nappies and wipes
- Baby formula or food
- Bottles and sterilising equipment
- Baby monitor (optional)
- Compact stroller
- Bibs
- Changing mat

 **Guru Tip** - Even though kids' clubs are included on many cruises, having **a few familiar items from home can make all the difference**.

Health

- | | |
|---|--------------------------------------|
| <input type="checkbox"/> Prescription medications | <input type="checkbox"/> Pain relief |
| <input type="checkbox"/> Seasickness tablets | <input type="checkbox"/> Band-aids |
| <input type="checkbox"/> Pain relief | |
| <input type="checkbox"/> Band-aids | |

 **Guru Tip** - Even if you rarely get seasick, it's worth packing **seasickness tablets or bands**, especially on the first day as your body adjusts to the ship.


Electronics

- Phone
- Chargers
- Power bank
- Headphones
- Laptop or iPad/tablet

 **Guru Tip** - Keep all your electronics in their own dedicated pouch or bag to avoid getting tangled with your other items.

Quality of Life Extras

- Packing cubes
- Reusable water bottle
- Backpack
- Lanyard for a cruise card
- Portable charger
- Laundry bag

 **Guru Tip** - **Bring a lanyard for your cruise card**. You'll use it constantly for cabin access, purchases, and boarding the ship after port visits.

