



# THE COMPREHENSIVE CRUISE PACKING LIST

Getting ready for your cruise?  
Perfect for those who are:

- Sailing on a longer cruise (7+ nights)
- Travelling with family or a group
- Wanting to ensure nothing gets left behind

This *Cruise Guru packing list* covers everything you might need onboard and ashore, with helpful tips to make packing easier and your holiday smoother!

## Before You Pack



- Every *cruise line* will provide guidelines on what items are not allowed onboard.
- Check your *cruise line's dress code*.
- Look at the *weather* for your destinations.
- Review your *shore excursions and pack accordingly*.



**Guru Tip** - Lay out everything you plan to pack on your bed first. This makes it easier to spot anything you've forgotten before it goes into your suitcase.

## Essential Travel Documents

Your travel documents are the most important items to pack for your cruise. Keeping them organised and easily accessible will make embarkation day much smoother.

- |  |   |
|--|---|
| <input type="checkbox"/> Passport (international travel)         | <input type="checkbox"/> Local currency   |
| <input type="checkbox"/> Government ID / driver's licence        | <input type="checkbox"/> Vaccination certificates (if required)                 |
| <input type="checkbox"/> Cruise boarding documents               | <input type="checkbox"/> Emergency contact list (written or digital)            |
| <input type="checkbox"/> Printed cruise tickets and luggage tags | <input type="checkbox"/> Copies of travel documents                             |
| <input type="checkbox"/> Travel insurance documents              | <input type="checkbox"/> Flight tickets / boarding passes / hotel confirmations |
| <input type="checkbox"/> Visa documents (if applicable)          |   |
| <input type="checkbox"/> Credit and Debit cards                  |   |



**Guru Tip** - Always **pack your documents in your carry-on bag**, not your checked luggage. You'll need them during check-in before your cabin luggage arrives.

This list is interactive - Feel free to click the boxes and check off the items!

## Health & Medication

Packing basic medications and health items ensures you're covered for minor issues during your cruise. Most ships have medical facilities, but having your own essentials nearby is always helpful.

- |   |   |
|---|---|
| <input type="checkbox"/> Prescription medications     | <input type="checkbox"/> Band-aids      |
| <input type="checkbox"/> Seasickness tablets or bands | <input type="checkbox"/> Blister pads   |
| <input type="checkbox"/> Pain relief tablets          | <input type="checkbox"/> Hand sanitizer |
| <input type="checkbox"/> Antihistamines               |   |



**Guru Tip** - Even if you rarely get seasick, it's worth packing **seasickness tablets or bands**, especially for the first day when your body adjusts to the ship.

## Toiletries & Personal Care

While cruise ships provide basic toiletries, bringing your favourites ensures you stay comfortable throughout the trip. Travel-sized products can help save space in your luggage. It's also helpful to pack items you might not easily find onboard.

- |  |   |
|--|---|
| <input type="checkbox"/> Toothbrush    | <input type="checkbox"/> Moisturiser    |
| <input type="checkbox"/> Toothpaste    | <input type="checkbox"/> Lip balm       |
| <input type="checkbox"/> Dental floss  | <input type="checkbox"/> Hairbrush      |
| <input type="checkbox"/> Shampoo       | <input type="checkbox"/> Hair ties      |
| <input type="checkbox"/> Conditioner   | <input type="checkbox"/> Makeup         |
| <input type="checkbox"/> Body wash     | <input type="checkbox"/> Makeup remover |
| <input type="checkbox"/> Razor         | <input type="checkbox"/> Nail clippers  |
| <input type="checkbox"/> Deodorant     | <input type="checkbox"/> Tweezers       |
| <input type="checkbox"/> Face cleanser |   |



**Guru Tip** - If you can, buying travel-sized products can help save space in your luggage. Also consider buying reusable travel bottles where you can decant bulkier items like shampoo.



Visit us at [CruiseGuru.com.au](https://www.CruiseGuru.com.au) or Call Us on **13 13 03**



## Packing for Families, Kids & Babies

From capturing photos to staying connected with loved ones, electronics are a key part of modern travel. Make sure you bring the chargers and accessories you'll need throughout the cruise. Remember that cabin power outlets can be limited.

### For kids:

- Plenty of snacks
- Reusable drink bottles
- Kids' medications and first aid items
- Entertainment like toys, books, or an iPad/tablet
- Swimwear and sun protection
- Comfortable everyday clothing
- Sandals and slippers
- Pyjamas

### For babies and toddlers:

- Nappies and wipes
- Baby formula or food
- Bottles and sterilising equipment
- Baby monitor (optional)
- Compact stroller
- Bibs
- Changing mat

 **Guru Tip** - Even though kids' clubs are included on many cruises, having **a few familiar items from home can make all the difference.**

## Electronics

From capturing photos to staying connected with loved ones, electronics are a key part of modern travel. Make sure you bring the chargers and accessories you'll need throughout the cruise. Remember that cabin power outlets can be limited.

- Phone
- Phone charger
- Portable power bank
- Charging cables
- Plug adaptor
- Cruise-approved power strip
- Headphones/earbuds

### Below are optional:

- Camera
- Camera charger
- Memory cards
- Ipad or Tablet/e-reader
- Laptop


 **Guru Tip** - A **cruise-approved (non-surge) power strip** can help you charge multiple devices at once.

**This list is interactive - Feel free to click the boxes and check off the items!**

## Women's Clothing

Packing versatile outfits allows you to move easily between daytime adventures and evening dining. Lightweight fabrics and mix-and-match pieces work best for most cruise destinations.


- Tops/blouses
- Tank tops
- Summer dresses
- Skirts
- Shorts
- Swimsuits/bikinis
- Cover-ups
- Jeans
- Casual pants
- Light sweater or cardigan
- Sleepwear
- Underwear
- Bras
- Workout clothes
- Walking shoes
- Sandals / flip flops
- Cocktail dress
- Evening dress
- Jewellery
- Clutch / evening bag
- Heels / dress sandals

 **Guru Tip** - A **light cardigan or wrap** is perfect for cool sea breezes on deck or in air-conditioned lounges and theatres. Plus, when on land, **cover-ups can also be useful** when **entering certain religious venues and places of worship.**

## Men's Clothing

Packing a mix of casual outfits and a few smart options ensures you're prepared for every occasion onboard.

- T-shirts
- Casual shirts
- Polo shirts
- Shorts
- Board shorts
- Jeans
- Casual pants/chinos
- Lightweight sweater
- Light jacket
- Underwear
- Socks
- Sleepwear
- Workout clothes
- Walking shoes
- Sandals/flip flops
- Dress shirt
- Blazer
- Dress pants
- Belt
- Dress shoes


 **Guru Tip** - Bring at **least two board shorts** so one can dry while you wear the other. Sea days often mean multiple trips to the pool!



## Cruise Cabin Optional Extras

Cruise cabins are cleverly designed but can feel compact, so a few smart items can make your space feel more organised and comfortable.


- |   |  |   |
|---|--|---|
| <input type="checkbox"/> Magnetic hooks | <input type="checkbox"/> Night light           | <input type="checkbox"/> Sleep mask             |
| <input type="checkbox"/> Packing cubes  | <input type="checkbox"/> Reusable water bottle | <input type="checkbox"/> Portable fan           |
| <input type="checkbox"/> Laundry bag    | <input type="checkbox"/> Insulated tumbler     | <input type="checkbox"/> Small blanket or shawl |
| <input type="checkbox"/> Travel hangers | <input type="checkbox"/> Ear plugs             |   |

 **Guru Tip** - Cruise **cabin walls are usually magnetic**, so magnetic hooks are perfect for hanging hats, bags, and lanyards without taking up space.

## Quality of Life Optional Extras

These are the clever little extras that experienced cruisers swear by. They might not be obvious when packing, but they can make your cruise much more convenient and comfortable.

- |   |   |
|---|---|
| <input type="checkbox"/> Highlighter for cruise planner | <input type="checkbox"/> Mini first aid kit |
| <input type="checkbox"/> Lanyard for a cruise card      | <input type="checkbox"/> Travel sewing kit  |
| <input type="checkbox"/> Waterproof phone pouch         | <input type="checkbox"/> Compact umbrella   |
| <input type="checkbox"/> Zip-lock bags                  | <input type="checkbox"/> Binoculars         |

 **Guru Tip** - Bring a **lanyard for your cruise card**. You'll use it constantly for cabin access, purchases, and boarding the ship after port visits.

**This list is interactive - Feel free to click the boxes and check off the items!**



Visit us at [CruiseGuru.com.au](https://www.CruiseGuru.com.au)

or

Call Us on **13 13 03**